

Series BA

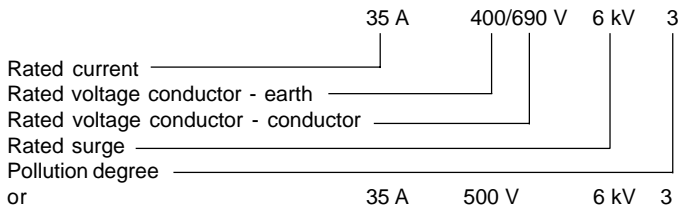
Specifications

Regulations: DIN VDE 0627, DIN VDE 0110, DIN EN 61 984

Approvals: UR, SEV, MEIE, EZÚ, GOST

Number of poles: 6, 12 (2 x 6) + PE

Electrical data acc. to DIN EN 61 984:



Rated voltage acc. to UL/CSA: 600 V

Material: Glass-fibre reinforced polyamide
Temperature range: - 40 °C up to + 125 °C
Flame class rating acc. to UL 94: V 0
Mechanical operating life mating cycles: > 500

Contacts

Material: Copper alloy
Surface: - hard silver-plated: 3 µm Ag
Contact resistance: < 0,5 m Ω
Screw terminal with wire protection: 6 mm² (10 AWG)
Torque/testing torque: 1,2 Nm

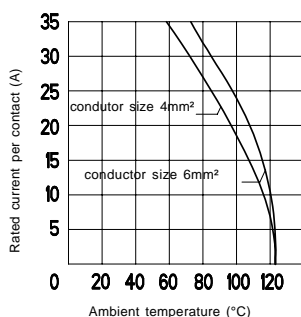
Housing

Material: Die-cast aluminium
Surface: Powder-coated
Levers for double locking system: Stainless steel
Levers for single locking system: Zinc-plated steel
Housing seal: NBR
Temperature range: - 40 °C up to + 125 °C
Protection degree acc. to DIN EN 60 529 in closed position: IP 65

Application hint:

Heavy duty connectors are electrical devices which under proper use - under load - should not be inserted or separated.

The derating diagram (corrected current capacity curve acc. to DIN/IEC 512 applies to such kind of current which can - depending on ambient temperature and conductor size) circulate through each contact without exceeding the upper limiting temperature.



Page

BA 6 pole + PE

Inserts 34

- short overview see page 114 -
 - matching housings s. page 115 - 122 -




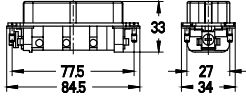

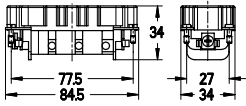
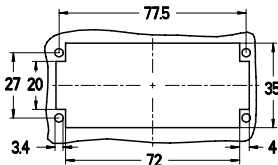
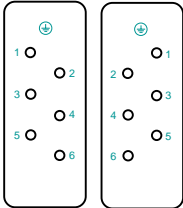


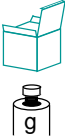

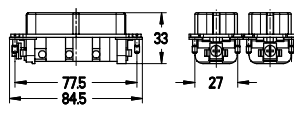

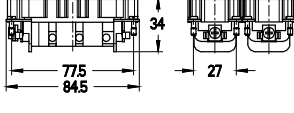
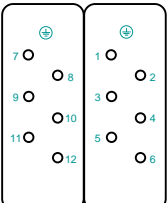
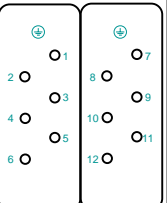
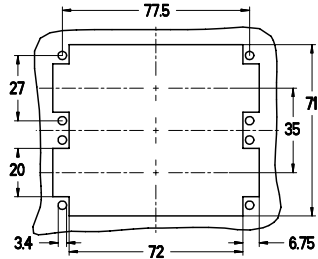
BA 12 pole + PE

Inserts 35

- short overview see page 132 -
 - matching housings see page 133 -



Description	Part No.	Series BA 6 P + ⊕ 35 A / 690 V UL/CSA: 690 V	  EAN-No. 4015609...
Screw terminal inserts		 	10 88 028030
Female insert screw terminal with wire protection 0,5-6 mm ² (20-10 AWG)	710 620	 	10 86 028047
Male insert screw terminal with wire protection 0,5-6 mm ² (20-10 AWG)	710 621	<p>panel cut out view from termination side</p>  <p style="text-align: center;">B S</p> 	

Description	Part No.	Series BA 12 P + ⏚ 35 A / 690 V UL/CSA: 690 V		EAN-No. 4015609...
Screw terminal inserts				
Female insert screw terminal with wire protection 1 - 6 0,5 - 6 mm ² (20-10 AWG)	710 620	 	10 88	028030 028535
with wire protection 7 - 12 0,5 - 6 mm ² (20-10 AWG)	710 692		 	10 86
Contact arrangement				
B: Female insert S: Male insert	<p style="text-align: center;">panel cut out view from termination side</p> <div style="display: flex; justify-content: space-around; align-items: center;"> <div style="text-align: center;"> <p>B</p>  </div> <div style="text-align: center;"> <p>S</p>  </div> </div> <div style="text-align: center; margin-top: 20px;">  </div>			