

Micro Contactor K0



- Relay-size **contactor**, smallest in the world.
- >3 mm contact clearance acc. to IEC 60335-1 for **Safety Applications**.
- Reversing contactor **with mechanical interlock**.

New!



Micro Contactor K0



Mini Contactor K1



Contactor K3

Technical Data acc. to IEC 60947-4-1

Main contacts	Type	K0-05D..	K0W05D..
AC1 I _e (=I _n) open at 40°C	A	12	
AC2, AC3	A	5	
Fuse	kW	2,2	
	A	20	
Cable cross-section	mm ²	0,5–1,5	
solid	mm ²	0,5–1,5	
flexible	AWG	20–14	
solid	AWG	20–14	
flexible	AWG	20–14	
Clamps per pole		2	
Terminals			
Terminal screws	Pozidriv	M2,5	
Screw driver	Nm	Pz1	
Tightening torque		0,6–0,8	
Coil AC-operated			
Operation Range in multiples of control voltage U _c	VA	0,85–1,1	
Power consumption	inrush	9	
	hold	4	

Technical Data for North America acc. to UL 508,



Main Contacts (cULus)	Typ	K0-05D..	K0W05D..
Rated operational current "General Use"	A	12	
Rated operational power of three-phase motors at 60Hz (3ph)	hp	1/2	
	hp	1	
	hp	1	
	hp	1 1/2	
Rated operational power of AC motors at 60Hz (1ph)	hp	1/6	
	hp	1/2	
	hp	3/4	
Fuse/Short-circuit current	A/kA	30/5	
Rated voltage	V~	300	
Auxiliary Contacts (cULus)	heavy pilot duty	AC	B300
	standard pilot duty	DC	R300

Technical data are subject to change without notice

Benedict GmbH
Liebigasse 7, A-1220 Vienna

Tel.: +43 1 251 51-0
Fax: +43 1 251 51-89

e-mail: sales@benedict.at
www.benedict.at

BENEDICT
www.benedict.at

Micro Contactor K0

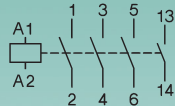
Wiring diagrams

Contactors

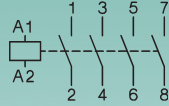
K0-05D01



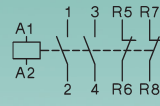
K0-05D10



K0-05D00-40

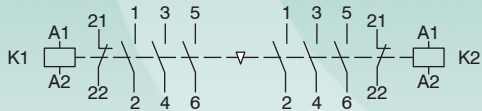


K0-05D00-22

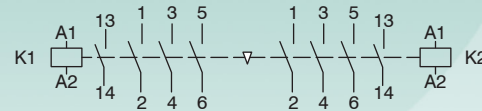


Reversing Contactors

K0W05D01MC

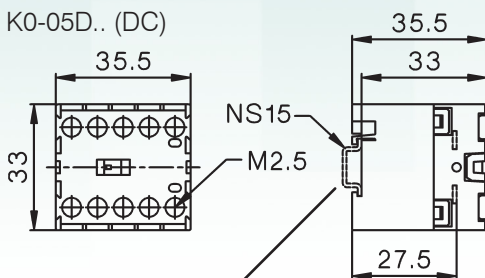


K0W05D10MC



Dimensions for Contactors and Reversing Contactors AC and DC operated

K0-05D.. (DC)



15mm-DIN-rail

K0W05D..MC (DC)

